

Scaled data based on original data using
LM-79-08 Approved Method: Electrical and Photometric Measurements of Solid-
State Lighting Products

Test Report Prepared for
Cooper Lighting Solutions
(formerly Eaton)

Brand: McGRAW-EDISON

Report Number: P226680

Luminaire Tested: **ISW-AF-1000-LED-E1-T4W**

Issue Date: 3/3/2020

Test Information

Test Method: LM-79-08
Report Number: P226680
TEST IS SCALED FROM IESNA LM-79-08 TEST DATA (P35944)
Test Lab: INNOVATION CENTER-P3
Issue Date: 3/3/2020
Manufacturer: COOPER LIGHTING SOLUTIONS (FORMERLY EATON)
Product Line: MCGRAW-EDISON
Catalog Number: ISW-AF-1000-LED-E1-T4W
Description: IMPACT ELITE LED WEDGE LUMINAIRE
LIGHT SQUARE WITH ACCULED OPTICS-TYPE IV WIDE
Light Source: (16) 4000K CCT, 70 CRI LEDs
Ballast/Driver: ELECTRONIC DRIVER

Summary

Lumens per Lamp: N/A
Luminaire Lumens: 6198.1 lumens
Efficiency: N/A
Efficacy: 113.5 lumens/watt
Luminous Opening: Rectangular (W 0.5' x L: 0.5' x H: 0')
IES Classification: Type IV - Medium - Semi-Cutoff
BUG Rating: B1 - U1 - G2

Input Watts (W): 54.6
Input Voltage (V): 120
Input Current (Ain): NR
Voltage Rise (V): NR
Power Factor: NR
Total Harmonic Distortion (THDi): NR
Frequency (hertz): 60
Stabilization Time: NR
Operation Time: NR
Ambient Temperature (°C): NR
Test Distance: 25 FT

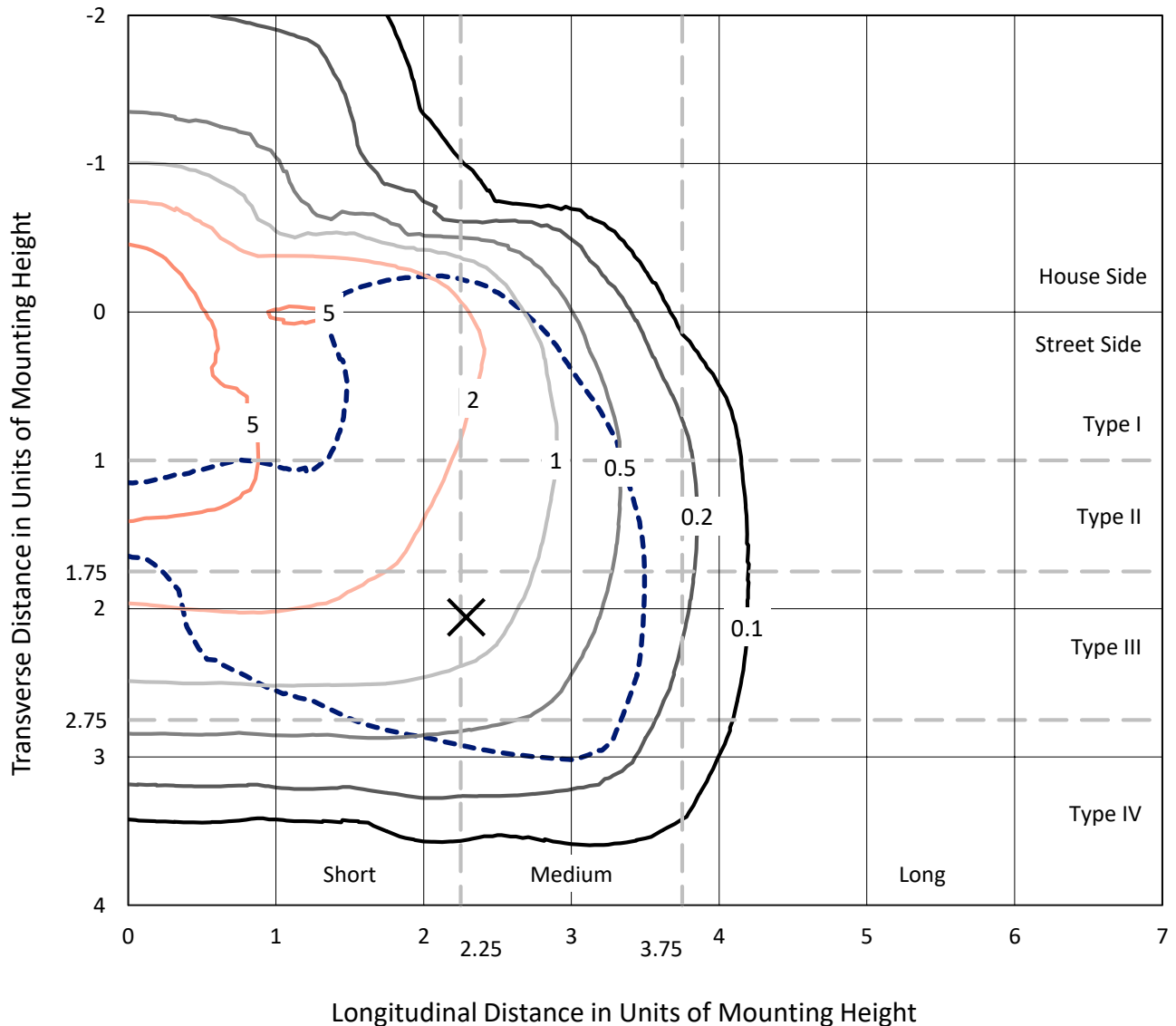


REPORT NUMBER: P226680

CATALOG NUMBER: ISW-AF-1000-LED-E1-T4W

Iso-Footcandle Lines of Horizontal Illumination

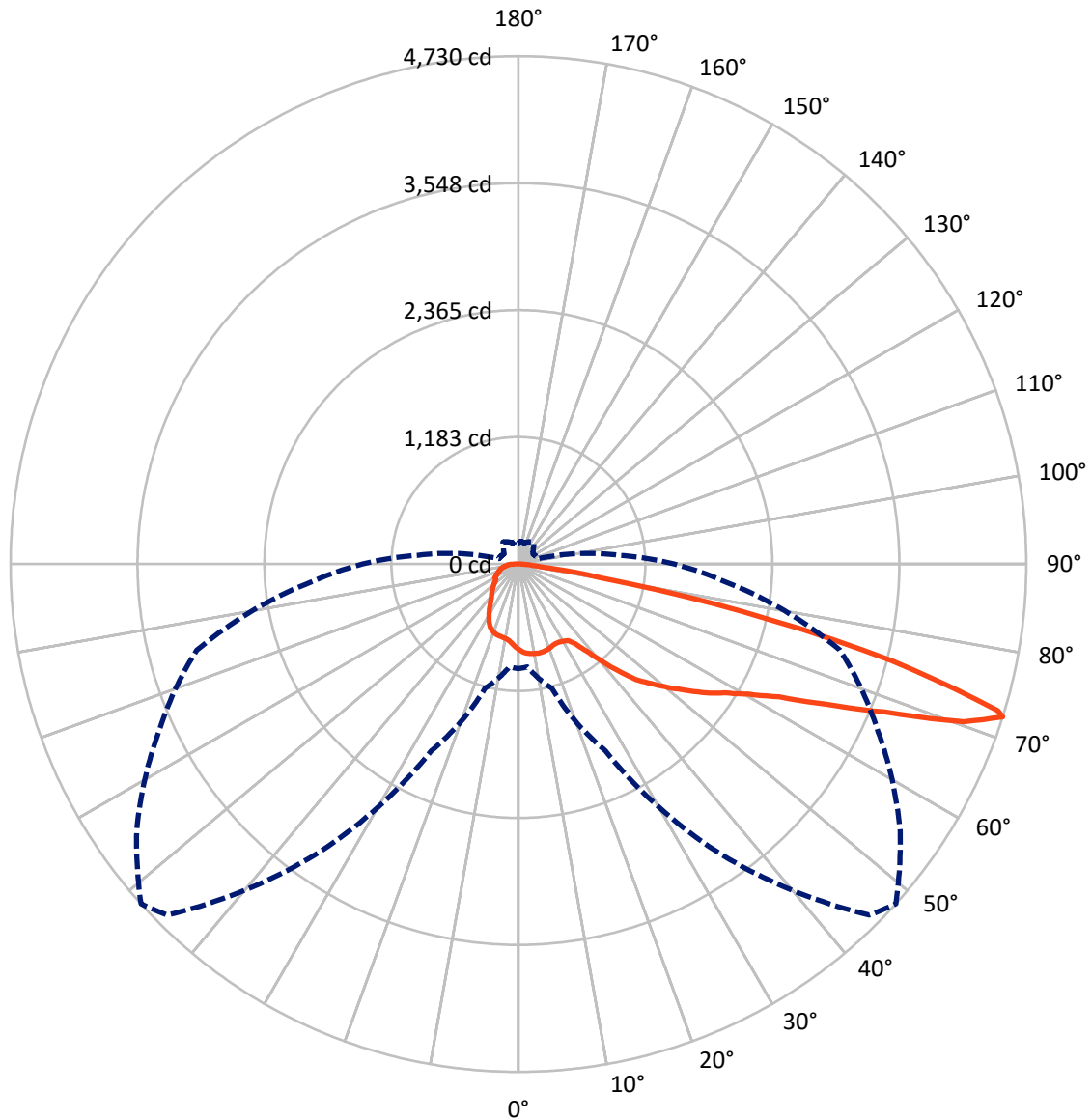
× Max cd
 - - - 1/2 Max cd



Based on 10 foot mounting height. Maximum calculated value = 8.9 fc
 Type IV - Medium - Semi-Cutoff

REPORT NUMBER: P226680
CATALOG NUMBER: ISW-AF-1000-LED-E1-T4W

Luminous Intensity Polar Plot



— Vertical Plane Through 48-Deg Lateral - - - Horizontal Cone Through 72-Deg Vertical

REPORT NUMBER: P226680

CATALOG NUMBER: ISW-AF-1000-LED-E1-T4W

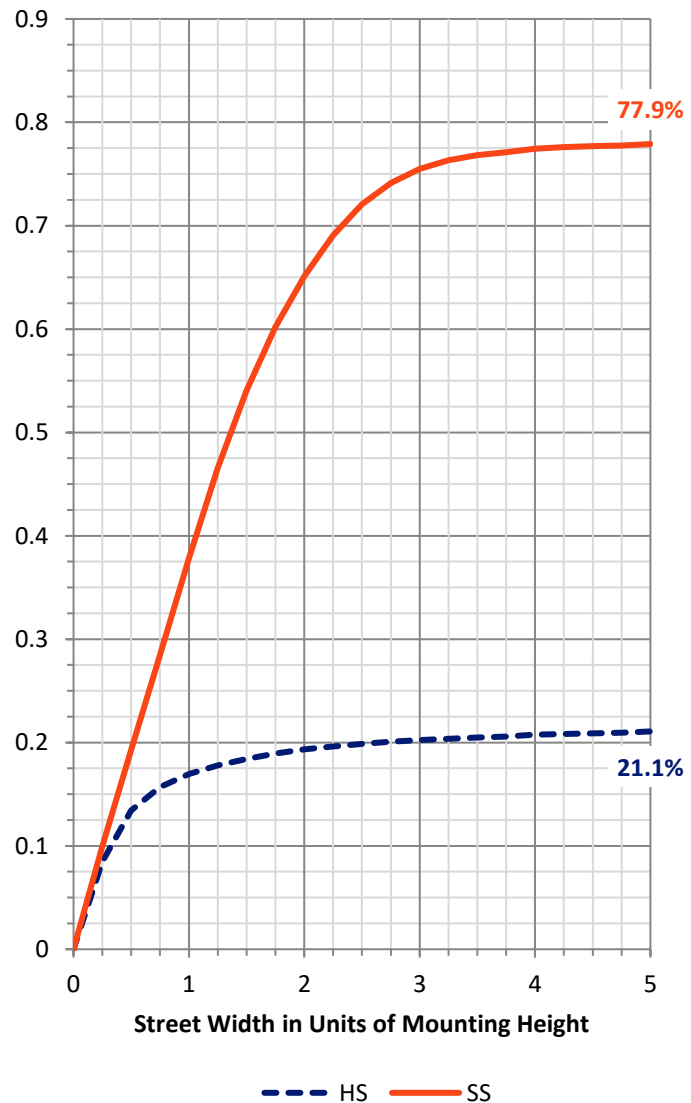
FLUX DISTRIBUTION:

		Downward	Upward	Total
House Side	Lumens	1346.2	2.8	1349.0
	% Fixture	21.7	0.0	21.8
Street Side	Lumens	4848.1	1.0	4849.1
	% Fixture	78.2	0.0	78.2
Total	Lumens	6194.3	3.8	6198.1
	% Fixture	99.9	0.1	100.0

Coefficient of Utilization

ZONAL LUMENS:

Zone	Lumens	% Fixture
0°-10°	75.4	1.2
10°-20°	220.2	3.6
20°-30°	339.6	5.5
30°-40°	509.0	8.2
40°-50°	847.6	13.7
50°-60°	1324.6	21.4
60°-70°	1749.7	28.2
70°-80°	1012.1	16.3
80°-90°	116.0	1.9
90°-100°	3.8	0.1
100°-110°	0.0	0.0
110°-120°	0.0	0.0
120°-130°	0.0	0.0
130°-140°	0.0	0.0
140°-150°	0.0	0.0
150°-160°	0.0	0.0
160°-170°	0.0	0.0
170°-180°	0.0	0.0
0°-90°	6194.3	99.9
0°-180°	6198.1	100.0



REPORT NUMBER: P226680

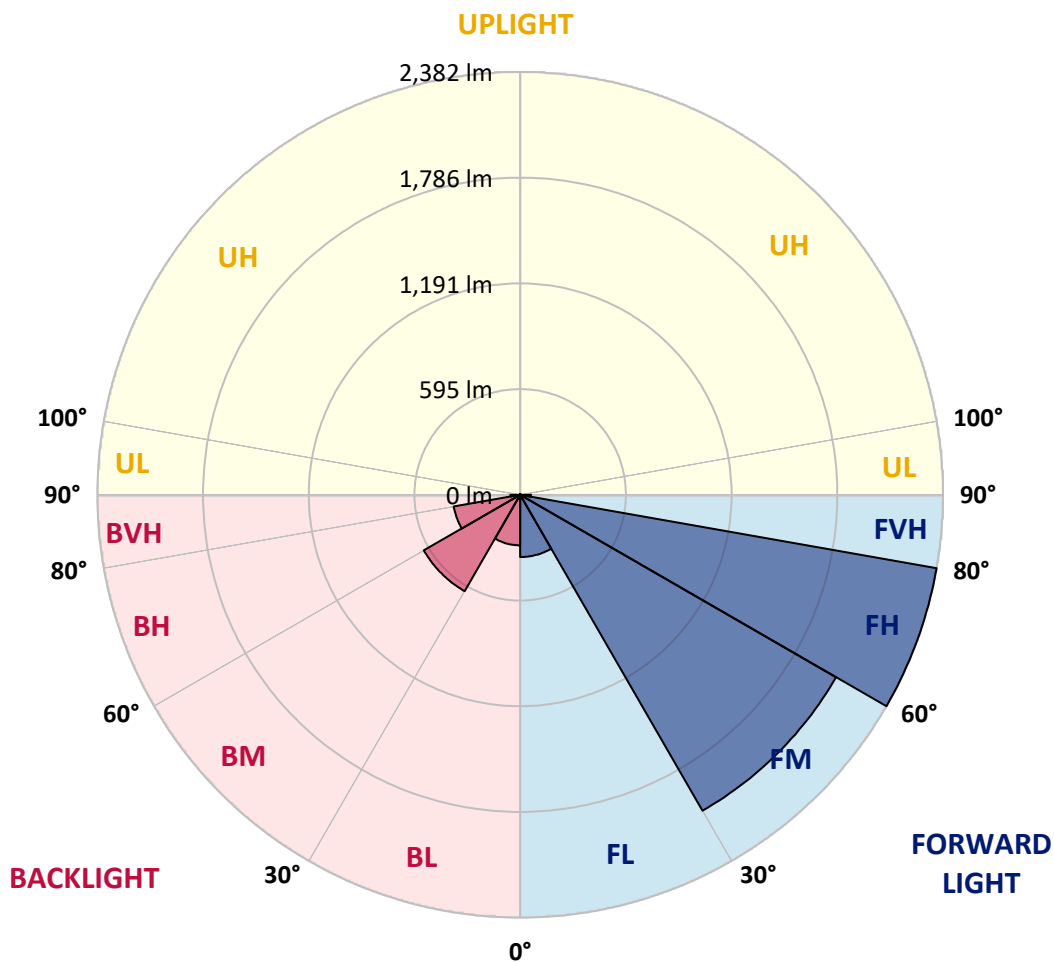
CATALOG NUMBER: ISW-AF-1000-LED-E1-T4W

LUMINAIRE CLASSIFICATION SYSTEM LUMEN TABLE AND BUG RATING:

Zone		Lumens	% Fixture	Zone Rating/Lumen Limit		
				B	U	G
FL	(0°-30°)	350.4	5.7			
FM	(30°-60°)	2054.8	33.2			
FH	(60°-80°)	2382.0	38.4			G2/5000
FVH	(80°-90°)	60.9	1.0			G1/100
BL	(0°-30°)	284.8	4.6	B1/500		
BM	(30°-60°)	626.4	10.1	B1/1000		
BH	(60°-80°)	379.8	6.1	B1/500		G1/500
BVH	(80°-90°)	55.1	0.9			G1/100
UL	(90°-100°)	3.8	0.1		U1/10	
UH	(100°-180°)	2.8	0.0		U1/10	

BUG Rating: B1-U1-G2

Type IV Medium





REPORT NUMBER: P226680

CATALOG NUMBER: ISW-AF-1000-LED-E1-T4W

CANDELA DISTRIBUTION (FULL):

	0°	5°	15°	25°	35°	45°	48°	55°	65°	75°	85°
0°	797.4	797.4	797.4	797.4	797.4	797.4	797.4	797.4	797.4	797.4	797.4
2.5°	839.6	838.7	838.7	831.6	828.8	824.3	820.7	815.3	810.0	803.6	795.5
5°	880.0	882.7	879.1	868.4	854.9	840.5	835.1	822.6	805.5	790.1	775.8
7.5°	918.7	919.6	909.7	891.7	871.0	848.6	841.4	824.3	805.5	784.8	764.0
10°	946.5	947.5	933.1	908.0	880.0	854.9	846.8	829.7	806.4	783.9	757.8
12.5°	962.8	963.6	942.0	916.1	882.7	857.5	850.4	832.4	808.1	779.4	750.6
15°	960.0	962.8	944.8	916.1	881.0	858.5	849.5	834.2	803.6	774.9	744.3
17.5°	942.0	945.7	931.3	899.8	872.0	854.0	844.1	828.8	799.1	768.5	735.3
20°	907.1	911.6	905.2	874.6	855.8	841.4	835.1	820.7	792.9	761.4	727.2
22.5°	867.5	872.0	870.1	845.0	836.0	828.8	822.6	811.7	787.5	756.0	723.6
25°	838.7	842.3	839.6	818.1	820.7	820.7	817.1	809.1	786.5	757.8	723.6
27.5°	886.4	886.4	863.0	819.0	814.5	822.6	820.7	816.2	798.2	766.8	730.8
30°	1060.7	1047.3	1005.0	894.5	837.8	834.2	833.3	830.6	814.5	786.5	753.3
32.5°	1255.8	1242.4	1191.9	1053.5	935.8	858.5	850.4	851.3	846.8	820.7	787.5
35°	1429.3	1427.5	1387.9	1237.9	1087.7	943.9	911.6	890.0	888.1	877.4	851.3
37.5°	1569.5	1569.5	1573.1	1402.4	1252.2	1079.6	1024.8	956.5	956.5	950.2	934.0
40°	1729.5	1736.8	1744.8	1551.5	1428.4	1241.5	1179.4	1076.0	1044.5	1054.5	1058.0
42.5°	1939.9	1948.9	1943.5	1735.8	1589.4	1434.7	1358.3	1233.4	1156.0	1172.2	1209.9
45°	2081.9	2085.5	2124.2	1928.2	1791.6	1598.3	1533.6	1361.9	1285.4	1318.7	1385.3
47.5°	2242.8	2251.8	2258.2	2146.7	2028.9	1783.5	1664.9	1486.9	1437.3	1487.8	1592.9
50°	2400.1	2388.5	2405.6	2401.1	2253.7	1948.0	1806.8	1603.7	1607.3	1675.6	1848.2
52.5°	2536.8	2497.2	2536.8	2586.2	2543.1	2117.0	1952.5	1741.3	1793.3	1877.0	2149.3
55°	2642.0	2546.6	2613.2	2753.5	2743.6	2266.2	2118.7	1924.6	2011.8	2126.0	2515.2
57.5°	2427.2	2438.8	2622.2	2865.8	2861.3	2417.2	2264.4	2153.8	2260.8	2388.5	2948.5
60°	2226.7	2278.8	2562.0	2883.8	2943.1	2581.7	2460.4	2414.6	2513.4	2668.9	3363.8
62.5°	2120.6	2170.0	2464.0	2850.6	3073.5	2825.4	2723.8	2688.7	2823.5	2998.0	3734.2
65°	2153.8	2184.4	2457.6	2900.9	3223.5	3193.9	3149.9	3091.5	3158.9	3322.4	3901.3
67.5°	2060.3	2110.7	2405.6	2989.9	3497.8	3643.3	3680.3	3617.3	3560.7	3538.2	3657.8
70°	1533.6	1582.1	1891.3	2622.2	3722.5	4423.6	4401.1	4190.8	3809.7	3491.4	2857.7
72°	974.5	961.0	1197.4	1921.0	3308.9	4624.1	4730.2	4340.9	3696.4	3100.5	1940.7
72.5°	708.4	772.2	993.3	1708.0	3143.5	4514.4	4669.1	4292.4	3548.1	2928.7	1707.1
75°	172.6	182.5	238.2	612.1	1841.0	3397.0	3591.3	3316.2	2589.8	1738.5	756.9
77.5°	116.8	121.3	157.3	215.7	541.1	1937.2	2131.3	1831.1	1158.7	591.5	337.1
80°	87.2	89.9	114.2	152.8	224.7	660.7	779.4	619.4	288.6	328.1	240.0
82.5°	61.2	62.9	86.3	112.3	149.2	154.6	205.8	227.4	187.0	214.8	140.2
85°	42.2	42.2	62.9	77.3	94.4	76.4	81.8	114.2	126.7	127.7	85.4
87.5°	22.5	25.2	36.8	49.4	49.4	35.1	38.7	58.4	71.0	76.4	51.2
90°	8.1	8.1	15.2	18.9	11.7	9.0	8.1	11.7	17.1	24.2	16.2
92.5°	0.0	0.0	0.0	0.0	0.0	0.0	0.0	0.0	0.0	0.0	0.0
95°	0.0	0.0	0.0	0.0	0.0	0.0	0.0	0.0	0.0	0.0	0.0
97.5°	0.0	0.0	0.0	0.0	0.0	0.0	0.0	0.0	0.0	0.0	0.0
100°	0.0	0.0	0.0	0.0	0.0	0.0	0.0	0.0	0.0	0.0	0.0
102.5°	0.0	0.0	0.0	0.0	0.0	0.0	0.0	0.0	0.0	0.0	0.0
105°	0.0	0.0	0.0	0.0	0.0	0.0	0.0	0.0	0.0	0.0	0.0
107.5°	0.0	0.0	0.0	0.0	0.0	0.0	0.0	0.0	0.0	0.0	0.0



REPORT NUMBER: P226680

CATALOG NUMBER: ISW-AF-1000-LED-E1-T4W

CANDELA DISTRIBUTION (continued):

	0°	5°	15°	25°	35°	45°	48°	55°	65°	75°	85°
110°	0.0	0.0	0.0	0.0	0.0	0.0	0.0	0.0	0.0	0.0	0.0
112.5°	0.0	0.0	0.0	0.0	0.0	0.0	0.0	0.0	0.0	0.0	0.0
115°	0.0	0.0	0.0	0.0	0.0	0.0	0.0	0.0	0.0	0.0	0.0
117.5°	0.0	0.0	0.0	0.0	0.0	0.0	0.0	0.0	0.0	0.0	0.0
120°	0.0	0.0	0.0	0.0	0.0	0.0	0.0	0.0	0.0	0.0	0.0
122.5°	0.0	0.0	0.0	0.0	0.0	0.0	0.0	0.0	0.0	0.0	0.0
125°	0.0	0.0	0.0	0.0	0.0	0.0	0.0	0.0	0.0	0.0	0.0
127.5°	0.0	0.0	0.0	0.0	0.0	0.0	0.0	0.0	0.0	0.0	0.0
130°	0.0	0.0	0.0	0.0	0.0	0.0	0.0	0.0	0.0	0.0	0.0
132.5°	0.0	0.0	0.0	0.0	0.0	0.0	0.0	0.0	0.0	0.0	0.0
135°	0.0	0.0	0.0	0.0	0.0	0.0	0.0	0.0	0.0	0.0	0.0
137.5°	0.0	0.0	0.0	0.0	0.0	0.0	0.0	0.0	0.0	0.0	0.0
140°	0.0	0.0	0.0	0.0	0.0	0.0	0.0	0.0	0.0	0.0	0.0
142.5°	0.0	0.0	0.0	0.0	0.0	0.0	0.0	0.0	0.0	0.0	0.0
145°	0.0	0.0	0.0	0.0	0.0	0.0	0.0	0.0	0.0	0.0	0.0
147.5°	0.0	0.0	0.0	0.0	0.0	0.0	0.0	0.0	0.0	0.0	0.0
150°	0.0	0.0	0.0	0.0	0.0	0.0	0.0	0.0	0.0	0.0	0.0
152.5°	0.0	0.0	0.0	0.0	0.0	0.0	0.0	0.0	0.0	0.0	0.0
155°	0.0	0.0	0.0	0.0	0.0	0.0	0.0	0.0	0.0	0.0	0.0
157.5°	0.0	0.0	0.0	0.0	0.0	0.0	0.0	0.0	0.0	0.0	0.0
160°	0.0	0.0	0.0	0.0	0.0	0.0	0.0	0.0	0.0	0.0	0.0
162.5°	0.0	0.0	0.0	0.0	0.0	0.0	0.0	0.0	0.0	0.0	0.0
165°	0.0	0.0	0.0	0.0	0.0	0.0	0.0	0.0	0.0	0.0	0.0
167.5°	0.0	0.0	0.0	0.0	0.0	0.0	0.0	0.0	0.0	0.0	0.0
170°	0.0	0.0	0.0	0.0	0.0	0.0	0.0	0.0	0.0	0.0	0.0
172.5°	0.0	0.0	0.0	0.0	0.0	0.0	0.0	0.0	0.0	0.0	0.0
175°	0.0	0.0	0.0	0.0	0.0	0.0	0.0	0.0	0.0	0.0	0.0
177.5°	0.0	0.0	0.0	0.0	0.0	0.0	0.0	0.0	0.0	0.0	0.0
180°	0.0	0.0	0.0	0.0	0.0	0.0	0.0	0.0	0.0	0.0	0.0



REPORT NUMBER: P226680

CATALOG NUMBER: ISW-AF-1000-LED-E1-T4W

CANDELA DISTRIBUTION (continued):

	90°	95°	105°	115°	125°	135°	145°	155°	165°	175°	180°
0°	797.4	797.4	797.4	797.4	797.4	797.4	797.4	797.4	797.4	797.4	797.4
2.5°	793.7	788.4	781.1	777.5	775.8	772.2	768.5	766.8	766.8	763.2	764.0
5°	768.5	760.5	750.6	743.4	742.6	742.6	744.3	744.3	745.2	742.6	746.1
7.5°	756.0	747.1	732.6	724.6	718.2	717.4	721.0	728.1	731.7	729.1	732.6
10°	747.1	737.1	721.0	711.1	706.6	704.8	707.5	714.6	726.3	726.3	730.0
12.5°	738.1	725.5	709.2	702.1	698.5	699.4	703.0	708.4	721.0	725.5	727.2
15°	729.1	714.6	701.1	691.3	691.3	694.0	698.5	704.8	716.5	724.6	726.3
17.5°	720.1	705.6	694.0	685.9	685.9	689.5	694.0	702.1	710.1	721.8	721.8
20°	712.0	700.3	685.0	677.8	676.9	679.5	685.0	693.0	699.4	711.1	712.0
22.5°	707.5	693.0	678.7	667.9	663.4	661.6	667.0	675.1	681.4	693.0	694.9
25°	705.6	689.5	671.5	651.7	640.1	636.5	639.1	649.1	654.4	663.4	666.1
27.5°	712.0	696.6	668.8	632.8	608.6	598.7	601.4	607.6	609.5	619.4	623.9
30°	733.6	715.6	674.2	613.1	569.1	551.1	551.1	552.0	554.6	562.7	563.6
32.5°	768.5	751.5	690.4	592.4	528.6	503.4	497.2	492.7	492.7	491.7	492.7
35°	833.3	819.0	718.2	569.1	484.6	456.6	441.4	433.3	425.2	421.6	420.7
37.5°	926.8	914.2	757.8	542.1	445.9	418.0	399.2	383.0	374.0	373.1	377.6
40°	1066.1	1053.5	801.9	511.5	409.0	388.3	368.6	351.5	341.6	342.5	347.0
42.5°	1237.9	1199.2	849.5	470.1	379.3	368.6	347.0	332.6	322.7	317.3	316.4
45°	1438.3	1373.6	894.5	431.5	347.0	351.5	330.8	314.7	302.1	287.7	285.8
47.5°	1688.2	1547.9	934.0	392.8	311.9	333.5	313.7	298.4	279.6	262.5	259.8
50°	1948.9	1748.4	968.1	351.5	280.5	313.7	296.7	276.0	249.9	234.7	234.7
52.5°	2250.0	1989.3	1012.2	305.7	256.1	292.2	275.1	248.1	226.5	224.7	224.7
55°	2585.3	2241.9	1042.8	269.6	237.3	268.8	260.6	252.6	245.4	247.2	248.1
57.5°	2935.9	2505.3	1015.8	244.5	222.1	263.4	286.7	276.0	253.5	252.6	251.7
60°	3237.9	2710.3	866.5	228.3	210.3	272.4	307.4	276.0	253.5	265.1	266.1
62.5°	3435.7	2807.4	577.1	207.7	193.2	257.1	300.2	267.9	254.4	287.7	290.3
65°	3408.8	2698.5	331.7	193.2	182.5	236.4	290.3	258.0	237.3	256.1	250.8
67.5°	3007.0	2261.7	240.0	187.0	174.4	222.1	272.4	243.6	221.2	244.5	234.7
70°	2161.0	1539.8	206.7	181.6	169.0	205.0	259.8	234.7	212.2	228.3	213.1
72°	1449.9	936.7	189.7	177.1	163.6	194.2	250.8	227.4	204.1	213.1	196.0
72.5°	1234.2	738.9	185.2	175.3	161.8	191.5	248.1	225.7	202.2	211.2	195.1
75°	461.1	289.5	164.5	161.8	149.2	178.0	237.3	217.6	193.2	190.6	183.4
77.5°	237.3	183.4	140.2	142.9	133.9	162.8	225.7	205.0	178.0	168.1	164.5
80°	172.6	133.1	113.2	121.3	114.2	146.5	209.5	186.1	161.8	151.0	146.5
82.5°	108.7	82.7	86.3	96.2	97.1	129.4	190.6	167.2	143.8	134.8	127.7
85°	52.2	49.4	61.2	71.0	78.3	109.7	174.4	148.3	125.8	107.9	108.7
87.5°	27.8	37.7	36.8	47.7	60.3	89.9	154.6	121.3	100.7	80.9	81.8
90°	6.3	9.9	10.7	18.9	24.2	38.7	99.7	69.3	67.4	28.7	25.2
92.5°	0.0	0.0	0.0	0.0	0.0	0.0	0.0	0.0	0.0	0.0	0.0
95°	0.0	0.0	0.0	0.0	0.0	0.0	0.0	0.0	0.0	0.0	0.0
97.5°	0.0	0.0	0.0	0.0	0.0	0.0	0.0	0.0	0.0	0.0	0.0
100°	0.0	0.0	0.0	0.0	0.0	0.0	0.0	0.0	0.0	0.0	0.0
102.5°	0.0	0.0	0.0	0.0	0.0	0.0	0.0	0.0	0.0	0.0	0.0
105°	0.0	0.0	0.0	0.0	0.0	0.0	0.0	0.0	0.0	0.0	0.0
107.5°	0.0	0.0	0.0	0.0	0.0	0.0	0.0	0.0	0.0	0.0	0.0



REPORT NUMBER: P226680

CATALOG NUMBER: ISW-AF-1000-LED-E1-T4W

CANDELA DISTRIBUTION (continued):

	90°	95°	105°	115°	125°	135°	145°	155°	165°	175°	180°
110°	0.0	0.0	0.0	0.0	0.0	0.0	0.0	0.0	0.0	0.0	0.0
112.5°	0.0	0.0	0.0	0.0	0.0	0.0	0.0	0.0	0.0	0.0	0.0
115°	0.0	0.0	0.0	0.0	0.0	0.0	0.0	0.0	0.0	0.0	0.0
117.5°	0.0	0.0	0.0	0.0	0.0	0.0	0.0	0.0	0.0	0.0	0.0
120°	0.0	0.0	0.0	0.0	0.0	0.0	0.0	0.0	0.0	0.0	0.0
122.5°	0.0	0.0	0.0	0.0	0.0	0.0	0.0	0.0	0.0	0.0	0.0
125°	0.0	0.0	0.0	0.0	0.0	0.0	0.0	0.0	0.0	0.0	0.0
127.5°	0.0	0.0	0.0	0.0	0.0	0.0	0.0	0.0	0.0	0.0	0.0
130°	0.0	0.0	0.0	0.0	0.0	0.0	0.0	0.0	0.0	0.0	0.0
132.5°	0.0	0.0	0.0	0.0	0.0	0.0	0.0	0.0	0.0	0.0	0.0
135°	0.0	0.0	0.0	0.0	0.0	0.0	0.0	0.0	0.0	0.0	0.0
137.5°	0.0	0.0	0.0	0.0	0.0	0.0	0.0	0.0	0.0	0.0	0.0
140°	0.0	0.0	0.0	0.0	0.0	0.0	0.0	0.0	0.0	0.0	0.0
142.5°	0.0	0.0	0.0	0.0	0.0	0.0	0.0	0.0	0.0	0.0	0.0
145°	0.0	0.0	0.0	0.0	0.0	0.0	0.0	0.0	0.0	0.0	0.0
147.5°	0.0	0.0	0.0	0.0	0.0	0.0	0.0	0.0	0.0	0.0	0.0
150°	0.0	0.0	0.0	0.0	0.0	0.0	0.0	0.0	0.0	0.0	0.0
152.5°	0.0	0.0	0.0	0.0	0.0	0.0	0.0	0.0	0.0	0.0	0.0
155°	0.0	0.0	0.0	0.0	0.0	0.0	0.0	0.0	0.0	0.0	0.0
157.5°	0.0	0.0	0.0	0.0	0.0	0.0	0.0	0.0	0.0	0.0	0.0
160°	0.0	0.0	0.0	0.0	0.0	0.0	0.0	0.0	0.0	0.0	0.0
162.5°	0.0	0.0	0.0	0.0	0.0	0.0	0.0	0.0	0.0	0.0	0.0
165°	0.0	0.0	0.0	0.0	0.0	0.0	0.0	0.0	0.0	0.0	0.0
167.5°	0.0	0.0	0.0	0.0	0.0	0.0	0.0	0.0	0.0	0.0	0.0
170°	0.0	0.0	0.0	0.0	0.0	0.0	0.0	0.0	0.0	0.0	0.0
172.5°	0.0	0.0	0.0	0.0	0.0	0.0	0.0	0.0	0.0	0.0	0.0
175°	0.0	0.0	0.0	0.0	0.0	0.0	0.0	0.0	0.0	0.0	0.0
177.5°	0.0	0.0	0.0	0.0	0.0	0.0	0.0	0.0	0.0	0.0	0.0
180°	0.0	0.0	0.0	0.0	0.0	0.0	0.0	0.0	0.0	0.0	0.0

(END OF REPORT)